

Date - 15/05/2019

To,
The Principal
S.P.Hegshetye College Ratnagiri.

Sub- Submission of feedback Analysis report.

Respected Sir/Mam,

With reference to the above-mentioned subject the feedback analysis committee is writing this to inform the authority that the analysis of feedback for academic year 2018-19 is successfully carried out. Summary report of the same is attached to the application.

We hereby request to you to go through the analysis report and take necessary action to fulfil the requirement.

Thanking You.

1. Total Students Feedback – 200
2. Total Teachers Feedback – 28
3. Total Alumni Feedback – 88
4. Total Employer's Feedback - 15


Incharge feedback
Committee



STUDENTS FEEDBACK ANALYSIS 2018-19

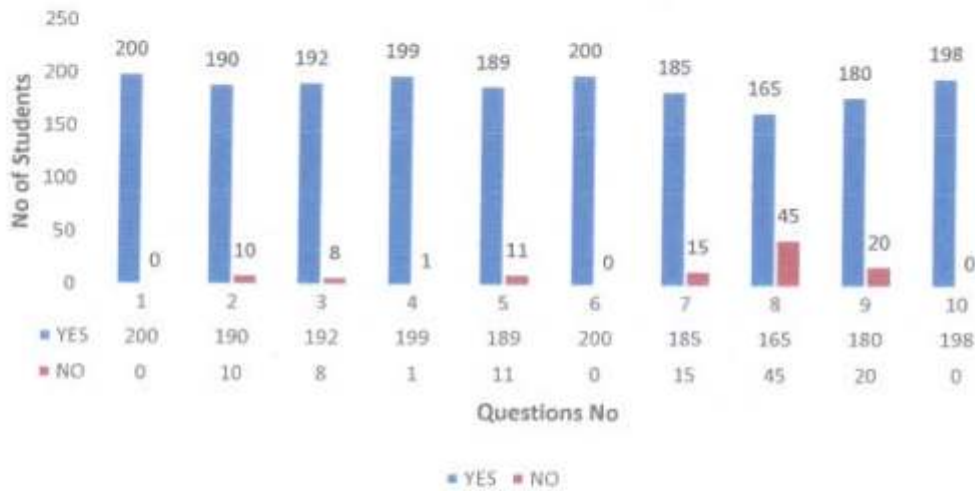
2018-2019 TOTAL FEEDBACK = 200

Q	1	2	3	4	5	6	7	8	9	10
YES	200	190	192	199	189	200	185	165	180	198
NO	-	10	08	01	11	-	15	45	20	-

Percentage

Q	1	2	3	4	5	6	7	8	9	10
YES	100	95	96	99.5	94.5	100	92.5	82.5	90	99
NO	-	05	04	0.5	5.5	-	7.5	22.5	10	01

Students Feedback Analysis



Suggestion -

1. Same students demanded Tourism related course.
2. Same student suggested to open more courses like Banking and Insurance.
3. same students suggested to arrange certificate courses in various topics.
4. Maximum girls suggested for sanitary napkin Machine in girls room.
5. same teachers suggested to arrange Book exhibition in College.



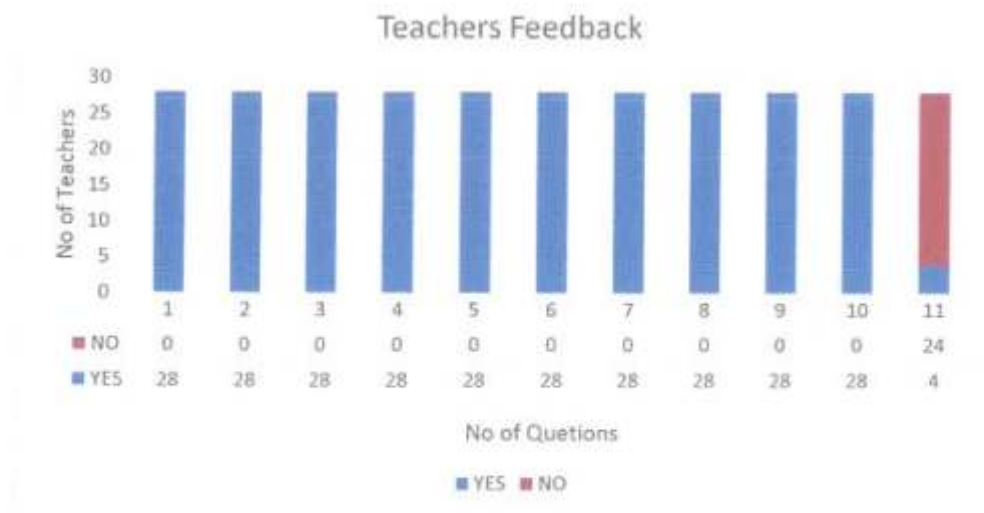
TEACHERS FEEDBACK ANALYSIS 2018-19

2018-2019

TOTAL FEEDBACK = 28

Q	1	2	3	4	5	6	7	8	9	10	11
YES	28	28	28	28	28	28	28	28	28	28	4
NO	-	-	-	-	-	-	-	-	-	-	24

Q	1	2	3	4	5	6	7	8	9	10	11
YES	100	100	100	100	100	100	100	100	100	100	14.28
NO	-	-	-	-	-	-	-	-	-	-	85.71



Suggestion -

1. Teachers suggested about Books requirements.
2. Teachers suggested to strictly apply discipline.
3. Few teachers suggested to apply certificate course department wise.



Navnirman Shikshan Sanstha's

S. P. Hegshetye College of Arts, Commerce & Science, Ratnagiri

ALUMNI FEEDBACK ANALYSIS 2018-19

Feedback form were received from Alumni

2018-19

TOTAL FEEDBACK = 88

Q. No →	1	2	3	4	5	6	7
Excellent	72	53	58	42	32	33	45
Very Good	16	35	30	56	56	55	43
Good	-	-	-	-	-	-	-
Average	-	-	-	-	-	-	-
Below Average	-	-	-	-	-	-	-

Suggestions -

1. Alumni suggested about need of Counselling Room.
2. Alumni suggested about Job oriented courses.


Coordinator
I. Q. A. C.
S. P. Hegshetye College of Arts,
Commerce & Science,
P. 63, MIDC, Ratnagiri




I/c Principal
S. P. Hegshetye College of
Arts, Commerce & Science,
Ratnagiri - 415 639

Navnirman Shikshan Sanstha's

S. P. Hegshetye College of Arts, Commerce & Science, Ratnagiri

Percentage of Alumni Feedback

2018-19

TOTAL FEEDBACK = 88

Percentages

Q. No →	1	2	3	4	5	6	7
Excellent	81.81	60.22	65.90	47.72	36.36	37.50	51.13
Very Good	18.18	39.77	34.09	63.63	63.63	62.50	48.86
Good	-	-	-	-	-	-	-
Average	-	-	-	-	-	-	-
Below Average							



S. P. Hegshetye College of Arts, Commerce & Science, Ratnagiri

EMPLOYERS FEEDBACK ANALYSIS 2018-19

1. Maximum employers fill answer s yes curricular fulfill learning needs.

2. Adequacy of the core courses? Responses - 25% Employers said NO answer and 75% said YES

3. Clear idea about the purpose of the Course? – Responses – 100% Employers said Yes.

4. Curriculum proved useful at workplace? Responses – 100% Employers said Yes.

5. Was the curriculum followed by the Employee relevant for employability?

Responses – 100% Employers said Yes

6. Are you satisfied with students with respect to general communication skills?

Responses – 100% Employers said Yes

7. Are you satisfied with student's performance with respect to Their planning and organization skills? Responses – 100% Employers said Yes

2018-2019 TOTAL FEEDBACK 15

Q. P	1	2	3	4	5	6	7
YES	15	10	15	15	15	15	15
NO	0	5	0	0	0	0	0

Percentage of Feedback

Q. P	1	2	3	4	5	6	7
YES	100	75	100	100	100	100	100
NO	0	25	0	0	0	0	0

No Suggestion

Date – 30/06/2020

To,
The Principal
S.P.Hegshetye College Ratnagiri.

Sub- Submission of feedback analysis report.

Respected Sir/Mam,

With reference to the above-mentioned subject the feedback analysis committee is writing this to inform the authority that the analysis of feedback for academic year 2019-20 is successfully carried out. Summary report of the same is attached to the application.

We hereby request to you to go through the analysis report and take necessary action to fulfil the requirement.

Thanking You.

1. Total Students Feedback – 205
2. Total Teachers Feedback – 28
3. Total Alumni Feedback – 69
4. Total Employer's Feedback - 16

S. S. Sahi
Incharge feedback
Committee



Students feedback Analysis 2019-20

2019-2020

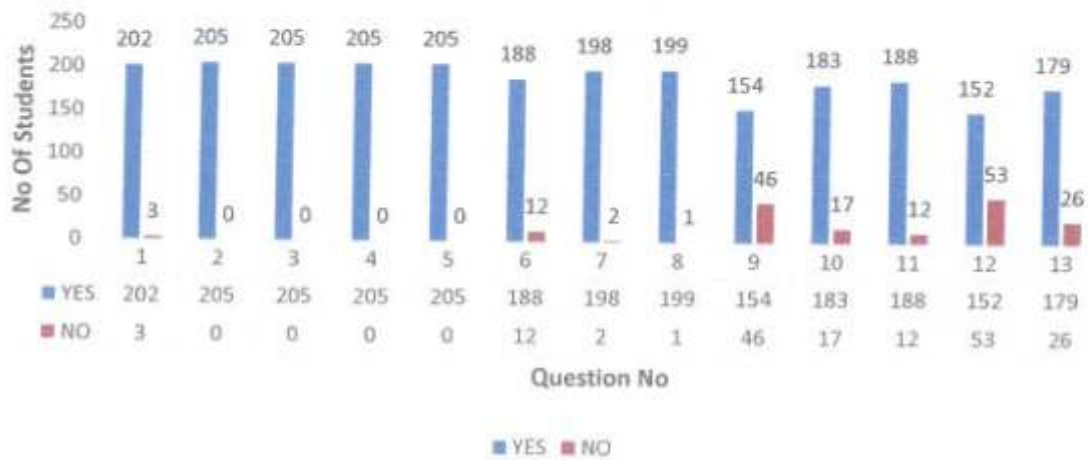
TOTAL FEEDBACK = 205

Q	1	2	3	4	5	6	7	8	9	10	11	12	13
YES	202	205	205	205	205	188	198	199	154	183	188	152	179
NO	03	-	-	-	-	18	07	06	51	22	17	53	26

Percentage of Student's Feedback Analysis.

Q	1	2	3	4	5	6	7	8	9	10	11	12	13
YES	98.53	100	100	100	100	91.70	96.58	97.07	75.12	89.26	91.70	74.14	87
NO	1.45	-	-	-	-	8.78	3.41	2.92	24.87	8.29	8.29	25.85	31

Students Feedback Analysis 2019-20



Suggestions -

1. Students suggested to arrange World Food day.
2. Students suggested to arrange competition for personality development.
3. Students suggested to arrange field visit and Industrial visit.
4. Students suggested to participate in university level activity.
5. Students suggested to clean wash room.



Navnirman Shikshan Sanstha's

S. P. Hegshetye College of Arts, Commerce & Science, Ratnagiri

Teachers Feedback Analysis 2019-20

2019-2020

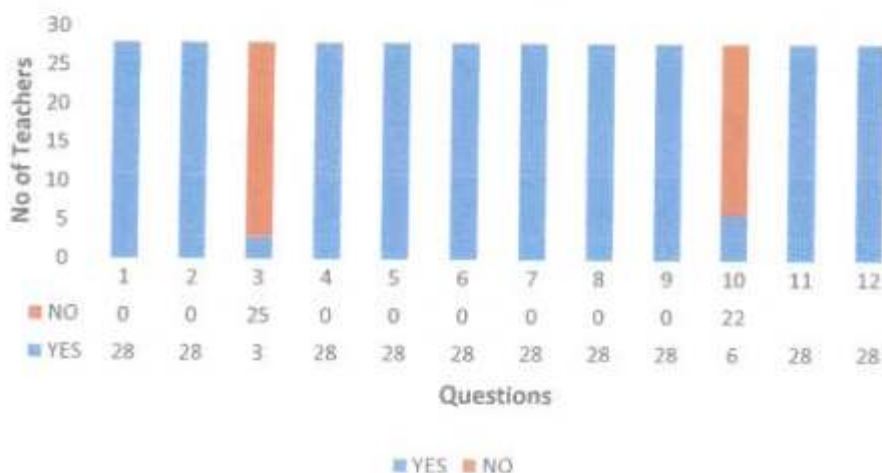
TOTAL FEEDBACK = 28

Q	1	2	3	4	5	6	7	8	9	10	11	12
YES	28	28	03	28	28	28	28	28	28	6	28	28
NO	-	-	25	-	-	-	-	-	-	22		

Percentage

Q	1	2	3	4	5	6	7	8	9	10	11	12
YES	100	100	10.71	100	100	100	100	100	100	21.42	100	100
NO	-	-	89.28	-	-	-	-	-	-	78.57		

Teacher Feedback 2019-20



Suggestion -

1. Few teaches suggested to start GST related program.
2. Teachers suggested to participate in research projects
3. Teachers suggested to start Skills base courses.



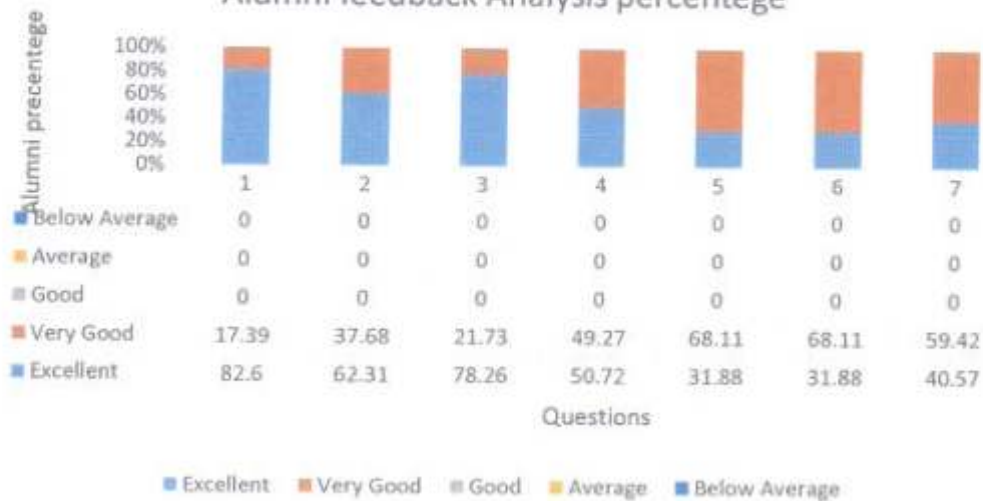
Alumni Feedback form Analysis

2019-20

TOTAL FEEDBACK =69

Q. No →	1	2	3	4	5	6	7
Excellent	82.60	62.31	78.26	50.72	31.88	31.88	40.57
Very Good	17.39	37.68	21.73	49.27	68.11	68.11	59.42
Good	-	-	-	-	-	-	-
Average	-	-	-	-	-	-	-
Below Average							

Alumni feedback Analysis percentege



ALUMNI FEEDBACK ANALYSIS 2019-20

1. Feedback form were received from Alumni for review of Curriculum where analyzed and it was observed that maximum alumni responded excellent.

	2019-20				TOTAL FEEDBACK =69			
Q. No →	1	2	3	4	5	6	7	
Excellent	57	43	54	35	22	22	28	
Very Good	12	26	15	34	47	47	41	
Good	-	-	-	-	-	-	-	
Average	-	-	-	-	-	-	-	
Below Average								

Suggestions -

1. Alumni suggested to conduct GST related course.
2. Alumni suggested to conduct skills base Activities.
3. Alumni suggested to conduct Food base competition.



EMPLOYERS FEEDBACK ANALYSIS 2019-20

1. Does the curricular fulfill learning needs? **Responses - 100% Employers said Yes**
2. Adequacy of the core courses? **Responses - 100% Employers said Yes**
3. Clear idea about the purpose of the Course? – Responses – **100% Employers said Yes.**
4. Curriculum proved useful at workplace? **Responses – 100% Employers said Yes.**
5. Was the curriculum followed by the Employee relevant for employability?

Responses – 100% Employers said Yes

6. Are you satisfied with students with respect to general communication skills?

Responses – 100% Employers said Yes

7. Are you satisfied with student's performance with respect to Their planning and organization skills? **Responses – 100% Employers said Yes**

TOTAL FEEDBACK 16

Q. P	1	2	3	4	5	6	7
YES	16	16	16	16	16	16	16
NO	0	0	0	0	0	0	0

Percentage of Feedback

Q. P	1	2	3	4	5	6	7
YES	100	100	100	100	100	100	100
NO	0	0	0	0	0	0	0

No Suggestion



Date - 25/05/2021

To,

The Principal

S.P.Hegshetye College Ratnagiri.

Sub- Submission of feedback analysis report.

Respected Sir/Mam,

With reference to the above-mentioned subject the feedback analysis committee is writing this to inform the authority that the analysis of feedback for academic year 2020-21 is successfully carried out. Summary report of the same is attached to the application.

We hereby request to you to go through the analysis report and take necessary action to fulfil the requirement.

Thanking You.

1. Total Students Feedback – 209
2. Total Teachers Feedback – 28
3. Total Alumni Feedback – 65
4. Total Employer's Feedback 08

Smsahi

Incharge feedback
Committee



S. P. Hegshetye College of Arts, Commerce & Science, Ratnagiri

Students feedback Analysis 2020 -21

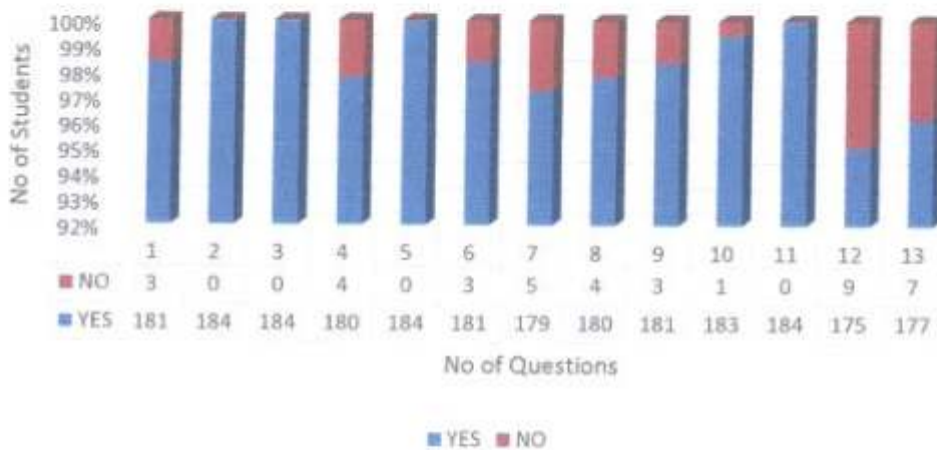
2020-21 TOTAL FEEDBACK = 184

Q	1	2	3	4	5	6	7	8	9	10	11	12	13
YES	181	184	184	180	184	181	179	180	181	183	184	175	177
NO	03	-	-	4	-	03	05	04	03	01	00	9	7

Percentage of Student's Feedback Analysis.

Q	1	2	3	4	5	6	7	8	9	10	11	12	13
YES	98.36	100	100	97.82	100	98.36	96.58	97.58	98.36	99.45	100	95.10	96.19
NO	1.63	-	-	2.17	-	1.63	3.41	2.17	1.63	0.54	-	4.89	3.80

Students Feedback 2020-21



Suggestions -

1. Students suggested to arrange World Food day.
2. Students suggested to arrange competition for personality development.
3. Students suggested to arrange field visit and Industrial visit.
4. Students suggested to participate in university level activity.
5. Students suggested to clean wash room.



Teachers Feedback Analysis 2020-21

2020-21

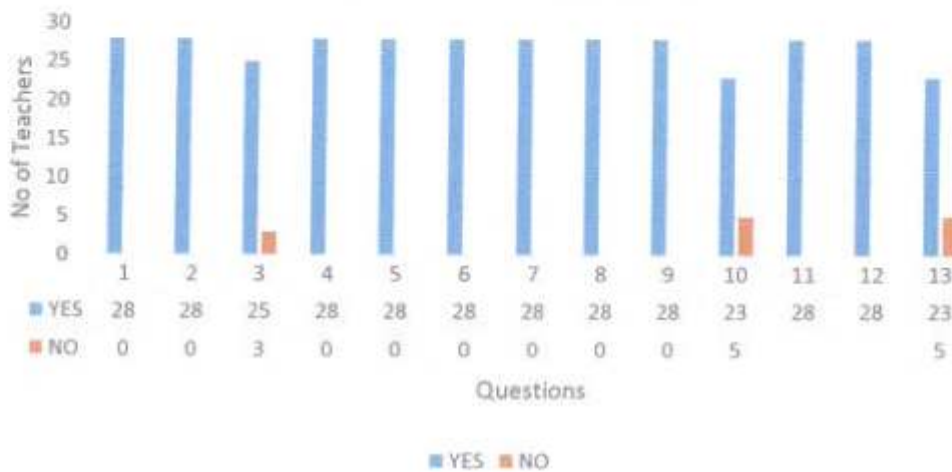
TOTAL FEEDBACK = 28

Q	1	2	3	4	5	6	7	8	9	10	11	12	13
YES	28	28	25	28	28	28	28	28	28	23	28	28	23
NO	-	-	03	-	-	-	-	-	-	5			5

Percentage

Q	1	2	3	4	5	6	7	8	9	10	11	12	13
YES	100	100	89.28	100	100	100	100	100	100	82.14	100	100	82.14
NO	-	-	10.71	-	-	-	-	-	-	17.85			17.85

Teachers Feedback 2020-21



Suggestion -

1. Few teaches suggested to start Personality development program.
2. Teachers suggested to take online Activity.
3. Teachers suggested to start Skills base courses.
4. Teachers Suggested to take Seminar / Webinar.



ALUMNI FEEDBACK ANALYSIS 2020-21

2020-21

TOTAL FEEDBACK = 65

Q. No →	1	2	3	4	5	6	7
Excellent	56	39	50	38	27	25	43
Very Good	9	26	15	27	38	40	22
Good	-	-	-	-	-	-	-
Average	-	-	-	-	-	-	-
Below Average							

Suggestions -

1. Alumni suggested to supply readymade notes.

Alumni Feedback form Analysis

2020-21

TOTAL FEEDBACK = 65

Q. No →	1	2	3	4	5	6	7
Excellent	86.15	60.00	76.92	58.46	41.53	38.46	66.15
Very Good	13.84	40.00	23.07	41.53	58.46	61.53	33.84
Good	-	-	-	-	-	-	-
Average	-	-	-	-	-	-	-
Below Average							



Alumni feedback Analysis Percentage



Action taken for Alumni feedback 2020-21

Suggestions	Action Taken
1. Alumni suggested to supply readymade notes.	As per Alumni suggestion to provided PDF and Photo Copy of Notes for students


Coordinator
I. Q. A. C.
 S. P. Hegshetye College of Arts,
 Commerce & Science,
 P 63, MIDC, Mirjole, Ratnagiri-415 639




I/c Principal
 S. P. Hegshetye College of
 Arts, Commerce & Science,
 Ratnagiri - 415 639

EMPLOYERS FEEDBACK ANALYSIS 2020-21

1. Does the curricular fulfill learning needs? **Responses - 100% Employers said Yes**
2. Adequacy of the core courses? **Responses - 100% Employers said Yes**
3. Clear idea about the purpose of the Course? – Responses – 100% Employers said Yes.
4. Curriculum proved useful at workplace? **Responses – 100% Employers said Yes.**
5. Was the curriculum followed by the Employee relevant for employability?
Responses – 100% Employers said Yes
6. Are you satisfied with students with respect to general communication skills?
Responses – 100% Employers said Yes
7. Are you satisfied with student's performance with respect to Their planning and organization skills? **Responses – 100% Employers said Yes**

2020-21 TOTAL FEEDBACK 8

Q. P	1	2	3	4	5	6	7
YES	08	08	08	08	08	08	08
NO	0	0	0	0	0	0	0

Percentage of Feedback

Q. P	1	2	3	4	5	6	7
YES	100	100	100	100	100	100	100
NO	0	0	0	0	0	0	0

No Suggestion



Date – 20/05/2022

To,

The Principal

S.P.Hegshetye College Ratnagiri.

Sub- Submission of feedback analysis report.

Respected Sir/Mam

With reference to the above-mentioned subject the feedback analysis committee is writing this to inform the authority that the analysis of feedback for academic year 2021-22 is successfully carried out. Summary report of the same is attached to the application.

We hereby request to you to go through the analysis report and take necessary action to fulfil the requirement.

Thanking You.

1. Total Students Feedback – 264
2. Total Teachers Feedback – 27
3. Total Alumni Feedback – 60
4. Total Employer's Feedback 12

Smsahi

Incharge feedback
Committee



S. P. Hegshetye College of Arts, Commerce & Science, Ratnagiri

Feedback Analysis For Students 2021-22

Q.1 Course contents –

Total 264 students responded to the feedback form and submitted their valuable on feedback on course contain. 1.Their were 100% students responded answer yes teachers covered entire syllabus as prescribed by University. 2. Teachers able to identify your weakness and help you to overcome them 99% percent students were responded Excellent and 01% percent students were responded very good. 3. Teaches encourage you to participate in extra-curriculum activities 98.07% percentage students were responded Excellent and 1.93% percentage students were responded Very Good . 4. Efforts are made by the institute to inculcate soft skills, life skills and employability skills to make you ready for the world of work 85 % percentage students were rating excellent and 15% percentage students were rating Very Good. 5. The overall quality of teaching-learning process in your institute is very good 95% percentage students were responded Excellent and 05% percentage students were responded very Good.

Q. 2. Effectiveness of Teacher in terms of:

Total 264 students responded to the feedback form and submitted their valuable on feedback on Effectiveness of Teacher in terms of i. Technical Content total 90.5 % Percentage students were responded excellent and 09.5 % responded Very Good. ii. Communication Skills total 98.20% percentage students were responded Excellent and 1.8% percentage students responded Very Good. iii. Use of Non print teaching aids total 94.30% students Responded Excellent and 2.50% percentage were responded Very Good and 3.20% percentage were responded Good. iv. Availability beyond normal class & cooperation to solve individual problems total 98.20% percentage of students responded excellent and 1.80% percentage of students responded Very Good. V. Overall effectiveness total 98.80% percentage of students responded Excellent and 1.20% percentage students responded Very Good.



Q.3. Total Students of college - 264

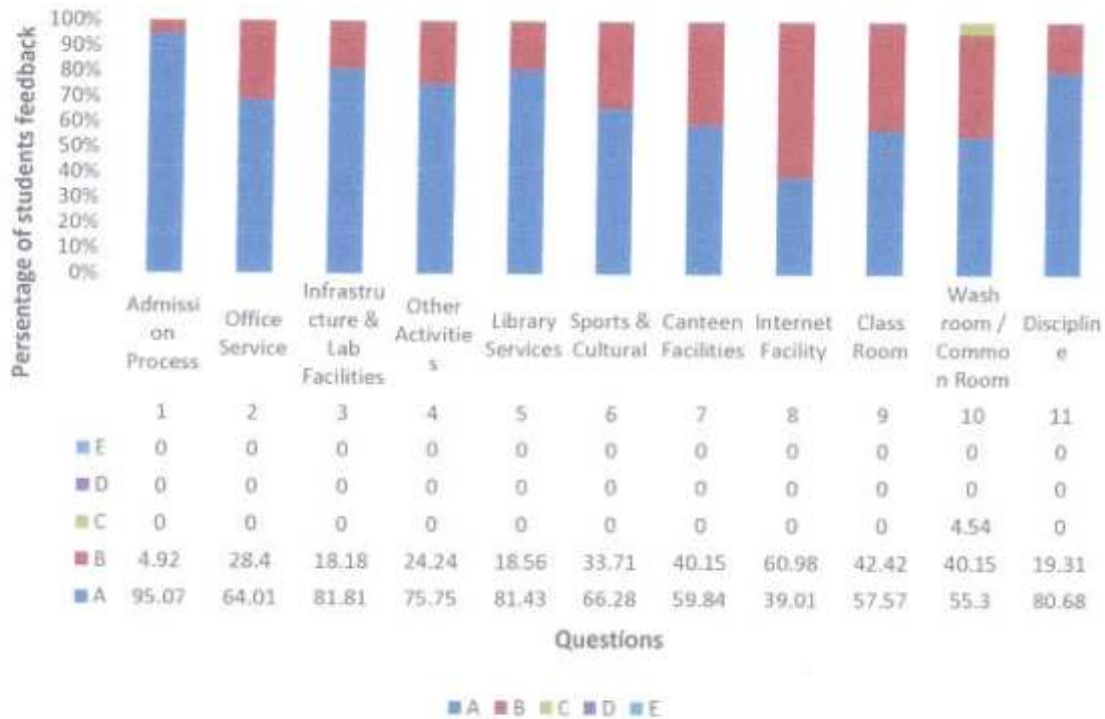
Other Facilities		A	B	C	D	E
1	Admission Process	251	13	00	00	00
2	Office Service	169	75	00	00	00
3	Infrastructure & Lab Facilities	216	48	00	00	00
4	Other Activities	200	64	00	00	00
5	Library Services	215	49	00	00	00
6	Sports & Cultural	175	89	00	00	00
7	Canteen Facilities	158	106	00	00	00
8	Internet Facility	103	161	00	00	00
9	Class Room	152	112	00	00	00
10	Wash room / Common Room	146	106	12	00	00
11	Discipline	213	51	00	00	00

Percentage

Other Facilities		A	B	C	D	E
1	Admission Process	95.07	4.92	00	00	00
2	Office Service	64.01	28.40	00	00	00
3	Infrastructure & Lab Facilities	81.81	18.18	00	00	00
4	Other Activities	75.75	24.24	00	00	00
5	Library Services	81.43	18.56	00	00	00
6	Sports & Cultural	66.28	33.71	00	00	00
7	Canteen Facilities	59.84	40.15	00	00	00
8	Internet Facility	39.01	60.98	00	00	00
9	Class Room	57.57	42.42	00	00	00
10	Wash room / Common Room	55.30	40.15	4.54	00	00
11	Discipline	80.68	19.31	00	00	00



Other Facilities percentage



Suggestion of Students –

Suggestions –

1. Students demanded English Speaking course.
2. Students Demanded Presentation Skills program.
3. Students demanded Interview Technique Skills Program.
4. Students demanded bridge course.



TEACHERS FEEDBACK ANALYSIS 2021-22

2021-22

TOTAL FEEDBACK = 27

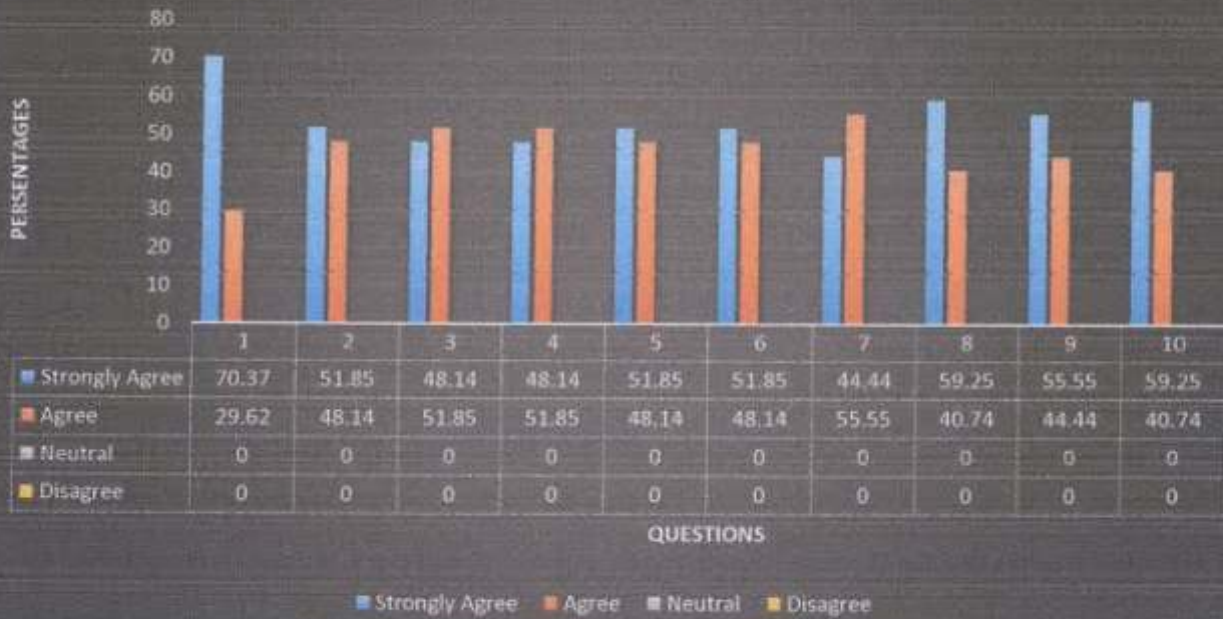
Q. No →	1	2	3	4	5	6	7	8	9	10
Strongly Agree	19	14	13	13	14	14	12	16	15	16
Agree	8	13	14	14	13	13	15	11	12	11
Neutral	-	-	-	-	-	-	-	-	-	-
Disagree	-	-	-	-	-	-	-	-	-	-

Percentages

Q. No →	1	2	3	4	5	6	7	8	9	10
Strongly Agree	70.37	51.85	48.14	48.14	51.85	51.85	44.44	59.25	55.55	59.25
Agree	29.62	48.14	51.85	51.85	48.14	48.14	55.55	40.74	44.44	40.74
Neutral	-	-	-	-	-	-	-	-	-	-
Disagree	-	-	-	-	-	-	-	-	-	-



Teachers Feedback Analysis 2021-22



Suggestions –

1. Teachers suggested to start skills base course for students
2. Teachers suggested about need of reference books.
3. Teachers suggested about staff dress code.
4. Teachers suggested about books exhibition.



Navnirman Shikshan Sanstha's

S. P. Hegshetye College of Arts, Commerce & Science, Ratnagiri

ALUMNI FEEDBACK ANALYSIS 2021-22

Feedback form were received from Alumni

2021-22

TOTAL FEEDBACK = 60

Q. No →	1	2	3	4	5	6	7
Excellent	39	34	31	33	18	19	44
Very Good	21	26	29	27	42	41	16
Good	-	-	-	-	-	-	-
Average	-	-	-	-	-	-	-
Below Average							

Suggestions -

1. Alumni suggested to conduct computer skill base program.
2. Alumni suggested to conduct Business base program.
3. Alumni suggested to conduct Eye checkup camp for students and Teachers.

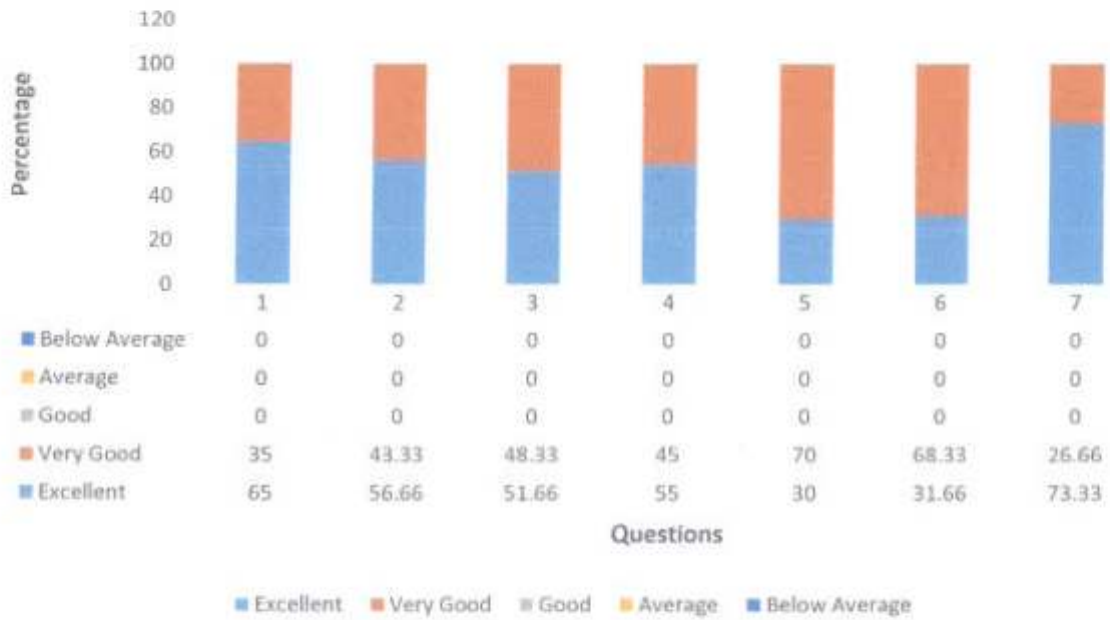
2021-22

TOTAL FEEDBACK = 60

Q. No →	1	2	3	4	5	6	7
Excellent	65.00	56.66	51.66	55.00	30.00	31.66	73.33
Very Good	35.00	43.33	48.33	45.00	70.00	68.33	26.66
Good	-	-	-	-	-	-	-
Average	-	-	-	-	-	-	-
Below Average							



Alumni Feedback Analysis



S. P. Hegshetye College of Arts, Commerce & Science, Ratnagiri

EMPLOYERS FEEDBACK ANALYSIS 2021-22

1. Does the curricular fulfill learning needs? **Responses - 100% Employers said Yes**
2. Adequacy of the core courses? **Responses - 100% Employers said Yes**
3. Clear idea about the purpose of the Course? – Responses – **100% Employers said Yes.**
4. Curriculum proved useful at workplace? **Responses – 100% Employers said Yes.**
5. Was the curriculum followed by the Employee relevant for employability?

Responses – 100% Employers said Yes

6. Are you satisfied with students with respect to general communication skills?

Responses – 100% Employers said Yes

7. Are you satisfied with student's performance with respect to their planning and organization Skills? **Responses – 100% Employers said Yes**

2021-22 TOTAL FEEDBACK 12

Q. P	1	2	3	4	5	6	7
YES	12	12	12	12	12	12	12
NO	0	0	0	0	0	0	0

Percentage of Feedback

Q. P	1	2	3	4	5	6	7
YES	100	100	100	100	100	100	100
NO	0	0	0	0	0	0	0

No Suggestion



Date - 11/05/2023

To,

The Principal

S. P. Hegshetye College Ratnagiri.

Sub- Submission of feedback analysis report.

Respected Sir/Mam

With reference to the above-mentioned subject the feedback analysis committee is writing this to inform the authority that the analysis of feedback for academic year 2022-23 is successfully carried out. Summary report of the same is attached to the application.

We hereby request to you to go through the analysis report and take necessary action to fulfil the requirement.

Thanking You.

1. Total Students Feedback – 301
2. Total Teachers Feedback – 30
3. Total Alumni Feedback – 62
4. Total Employer's Feedback - 16

Jmsahi

Incharge feedback
Committee



Feedback Analysis For Students 2022-23

Q.1 Course contents –

Total 301 students responded to the feedback form and submitted their valuable on feedback on course contain. 1.Their were 100% students responded answer yes teachers covered entire syllabus as prescribed by University. 2. Teachers able to identify your weakness and help you to overcome them 98% percent students were responded Excellent and 02% percent students were responded very good. 3. Teaches encourage you to participate in extra-curriculum activities 98.07% percentage students were responded Excellent and 1.93% percentage students were responded Very Good . 4. Efforts are made by the institute to inculcate soft skills, life skills and employability skills to make you ready for the world of work 92.5 % percentage students were rating excellent and 0.5% percentage students were rating Very Good. 5. The overall quality of teaching-learning process in your institute is very good 95% percentage students were responded Excellent and 05% percentage students were responded very Good.

Q. 2. Effectiveness of Teacher in terms of:

Total 301 students responded to the feedback form and submitted their valuable on feedback on Effectiveness of Teacher in terms of i. Technical Content total 90.5 % Percentage students were responded excellent and 09.5 % responded Very Good. ii. Communication Skills total 98.20% percentage students were responded Excellent and 1.8% percentage students responded Very Good. iii. Use of Non print teaching aids total 94.30% students Responded Excellent and 2.50% percentage were responded Very Good and 3.20% percentage were responded Good. iv. Availability beyond normal class & cooperation to solve individual problems total 98.20% percentage of students responded excellent and 1.80% percentage of students responded Very Good. V. Overall effectiveness total 98.80% percentage of students responded Excellent and 1.20% percentage students responded Very Good.



Q.3. Total Students of college - 301

Other Facilities		A	B	C	D	E
1	Admission Process	271	30	00	00	00
2	Office Service	214	86	01	00	00
3	Infrastructure & Lab Facilities	195	105	01	00	00
4	Other Activities	193	107	01	00	00
5	Library Services	246	55	00	00	00
6	Sports & Cultural	198	103	00	00	00
7	Canteen Facilities	136	164	01	00	00
8	Internet Facility	143	157	01	00	00
9	Class Room	179	122	00	00	00
10	Wash room / Common Room	175	126	00	00	00
11	Discipline	256	45	00	00	00

Percentage

Other Facilities		A	B	C	D	E
1	Admission Process	90.03	09.96	00	00	00
2	Office Service	71.09	28.57	0.33	00	00
3	Infrastructure & Lab Facilities	64.78	34.88	0.33	00	00
4	Other Activities	64.11	35.54	0.33	00	00
5	Library Services	81.72	18.27	00	00	00
6	Sports & Cultural	65.78	34.21	00	00	00
7	Canteen Facilities	45.18	54.48	0.33	00	00
8	Internet Facility	47.50	52.15	0.33	00	00
9	Class Room	59.46	40.53	00	00	00
10	Wash room / Common Room	58.13	41.86	00	00	00
11	Discipline	85.04	14.95	00	00	00



Suggestion –

1. Students of all departments suggested to conduct certificate course.
2. Economically backwards Students suggested to give concession in fees.
3. Students suggested to give Wi-Fi facility.
4. Students suggested to drinking water cooler cleaning.
5. Students suggested to conduct workshop and Skills base program.
6. students suggested to participant research activities.
7. Students Suggested to conduct share market career program.



Navnirman Shikshan Sanstha's

S. P. Hegshetye College of Arts, Commerce & Science, Ratnagiri

TEACHERS FEEDBACK ANALYSIS 2022-23

2022-23

TOTAL FEEDBACK = 30

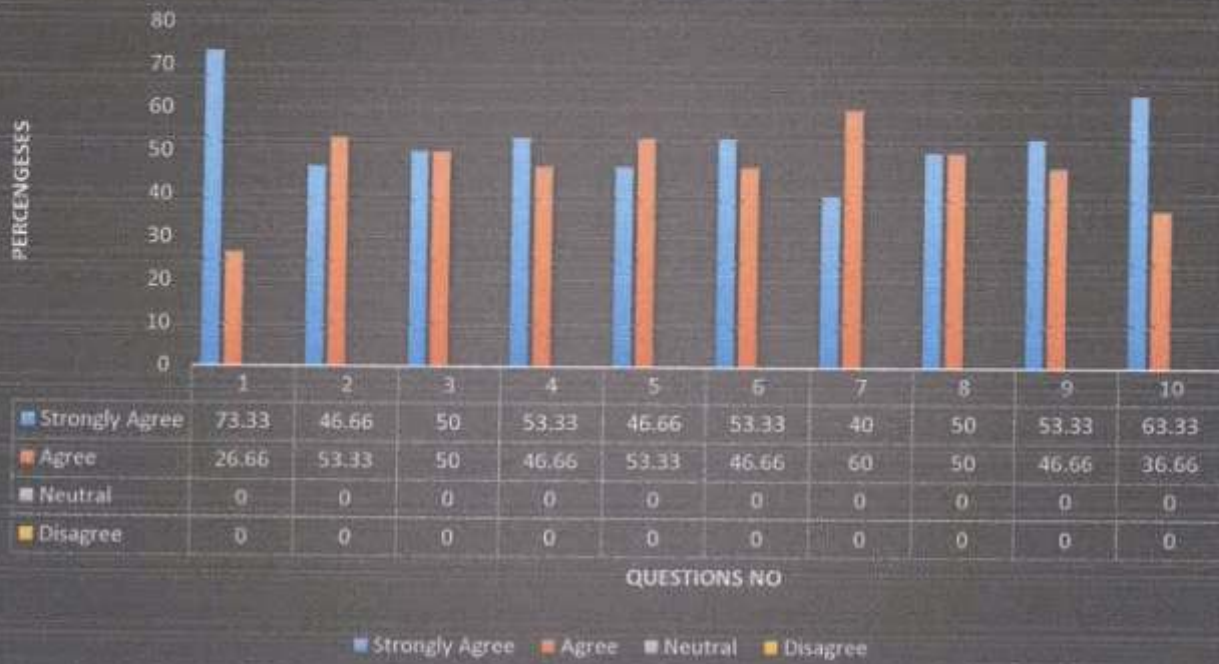
Q. No →	1	2	3	4	5	6	7	8	9	10
Strongly Agree	22	14	15	16	14	16	12	15	16	19
Agree	08	16	15	14	16	14	18	15	14	11
Neutral	-	-	-	-	-	-	-	-	-	-
Disagree	-	-	-	-	-	-	-	-	-	-

Percentages

Q. No →	1	2	3	4	5	6	7	8	9	10
Strongly Agree	73.33	46.66	50	53.33	46.66	53.33	40	50	53.33	63.33
Agree	26.66	53.33	50	46.66	53.33	46.66	60	50	46.66	36.66
Neutral	-	-	-	-	-	-	-	-	-	-
Disagree	-	-	-	-	-	-	-	-	-	-



Teachers Feedback Analysis 2022-23



Suggestions –

1. Teachers suggested to provide reference books.
2. Teachers suggested to provide funds for workshop and seminar and faculty development program.
3. Teachers suggested to provide department wise Staffroom.
4. To Arrange faculty development program.



Navnirman Shikshan Sanstha's
S. P. Hegshetye College of Arts, Commerce & Science, Ratnagiri

ALUMNI FEEDBACK ANALYSIS 2022-23

2022-23

TOTAL FEEDBACK = 62

Q. No →	1	2	3	4	5	6	7
Excellent	54	42	53	42	38	37	20
Very Good	8	20	9	20	24	25	42
Good	-	-	-	-	-	-	-
Average	-	-	-	-	-	-	-
Below Average	-	-	-	-	-	-	-

Suggestions -

1. Alumni suggested to take practice of competitive exam.
2. Alumni suggested to take research oriented Activities.
3. Alumni suggested to provide transportation facility for students to reach college.



Navnirman Shikshan Sanstha's

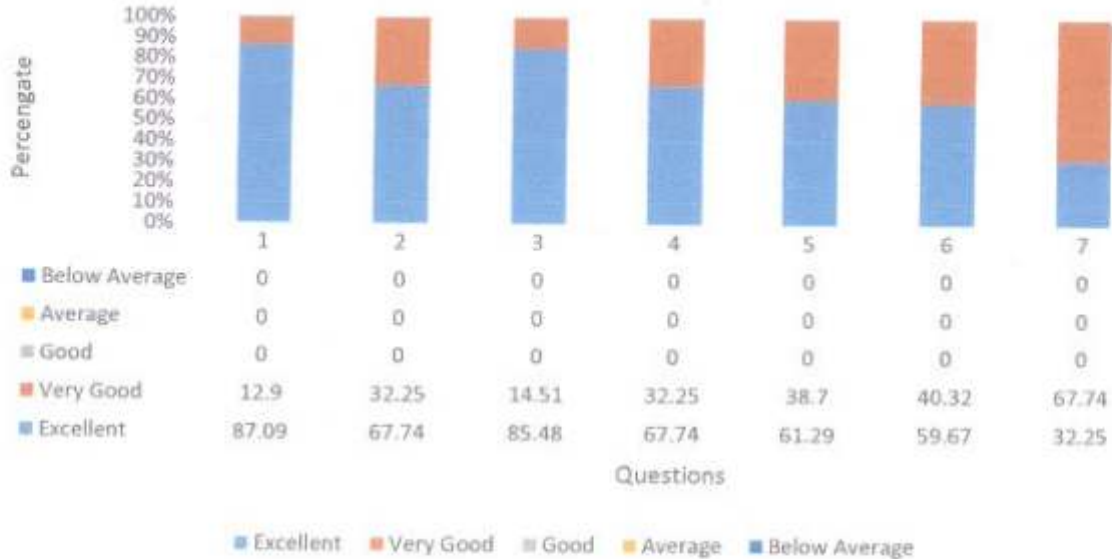
S. P. Hegshetye College of Arts, Commerce & Science, Ratnagiri

2022-23

TOTAL FEEDBACK = 62

Q. No →	1	2	3	4	5	6	7
Excellent	87.09	67.74	85.48	67.74	61.29	59.67	32.25
Very Good	12.90	32.25	14.51	32.25	38.70	40.32	67.74
Good	-	-	-	-	-	-	-
Average	-	-	-	-	-	-	-
Below Average	-	-	-	-	-	-	-

Alumni Feedback Analysis



EMPLOYERS FEEDBACK ANALYSIS 2022-23

1. Does the curricular fulfill learning needs? Responses - 100% Employers said Yes
2. Adequacy of the core courses? Responses – 62.5% Employers said Yes and 37.5 said No
3. Clear idea about the purpose of the Course? – Responses – 100% Employers said Yes.
4. Curriculum proved useful at workplace? Responses – 100% Employers said Yes.
5. Was the curriculum followed by the Employee relevant for employability?
Responses – 100% Employers said Yes
6. Are you satisfied with students with respect to general communication skills?
Responses – 81.25% Employers said Yes and 37.75% said No
7. Are you satisfied with student's performance with respect to their planning and organization Skills? Responses – 100% Employers said Yes

2022-23 TOTAL FEEDBACK 16

Q. P	1	2	3	4	5	6	7
YES	16	10	16	16	16	13	16
NO	0	6	0	0	0	03	0

Percentage of Feedback

Q. P	1	2	3	4	5	6	7
YES	100	62.5	100	100	100	81.25	100
NO	0	37.5	0	0	0	18.75	0

